

Novel·Ties

THE BOSTON COFFEE PARTY DOREEN RAPPAPORT



A Study Guide

Written By Jacqueline Hacinli

Edited by Joyce Friedland and Rikki Kessler

LEARNING LINKS

P.O. Box 326 • Cranbury • New Jersey 08512

TABLE OF CONTENTS

Synopsis	1
Pre-Reading Activities	2
Chapter 1, Pages 5 - 13	3 - 5
Chapter 1, Pages 15 - 23	6 - 8
Chapter 2, Pages 24 - 29	9 - 10
Chapter 2, Pages 30 - 39.	11 - 12
Chapter 3, Pages 40 - 49	13 - 14
Chapter 3, Pages 50 - 63	15 - 16
Cloze Activity	17
Post-Reading Activities.	18 - 19
Suggestions For Further Reading.	20
Answer Key	21 - 22

Novel-Ties® are printed on recycled paper.

The purchase of this study guide entitles an individual teacher to reproduce pages for use in a classroom. Reproduction for use in an entire school or school system or for commercial use is prohibited. Beyond the classroom use by an individual teacher, reproduction, transmittal or retrieval of this work is prohibited without written permission from the publisher.

For the Teacher

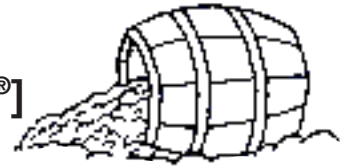
This reproducible study guide consists of lessons to use in conjunction with *The Boston Coffee Party*. Written in chapter-by-chapter format, the guide contains a synopsis, pre-reading activities, vocabulary and comprehension exercises, as well as extension activities to be used as follow-up to the novel.

In a homogeneous classroom, whole class instruction with one title is appropriate. In a heterogeneous classroom, reading groups should be formed: each group works on a different novel on its reading level. Depending upon the length of time devoted to reading in the classroom, each novel, with its guide and accompanying lessons, may be completed in three to six weeks.

Begin using NOVEL-TIES for guided reading by distributing the novel and a folder to each child. Distribute duplicated pages of the study guide for students to place in their folders. After examining the cover and glancing through the book, students can participate in several pre-reading activities. Vocabulary questions should be considered prior to reading a chapter or group of chapters; all other work should be done after the chapter has been read. Comprehension questions can be answered orally or in writing. The classroom teacher should determine the amount of work to be assigned, always keeping in mind that readers must be nurtured and that the ultimate goal is encouraging students' love of reading.

The benefits of using NOVEL-TIES are numerous. Students read good literature in the original, rather than in abridged or edited form. The good reading habits will be transferred to the books students read independently. Passive readers become active, avid readers.

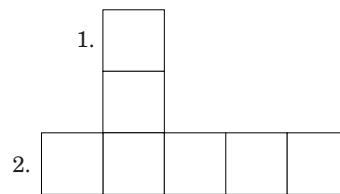
CHAPTER 1, Pages 5 - 13 [An I Can Read Book®]



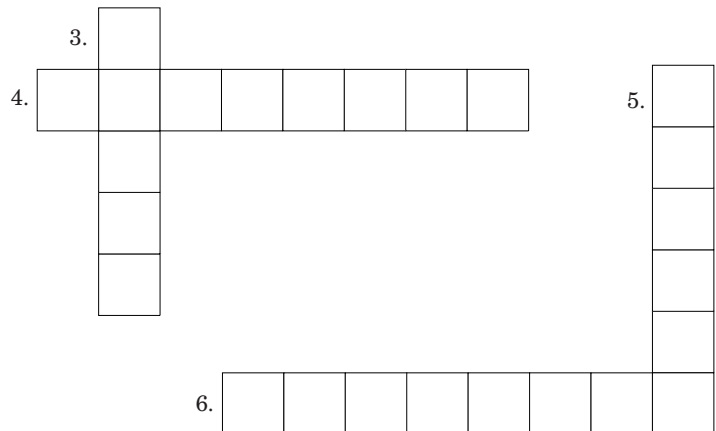
Vocabulary: Use the words in the Word Box and the clues below to fill in the puzzles.

<i>WORD BOX</i>	
almost	jam
cupboard	merchant
empty	sugar

1. made of fruit and sugar,
it is good on bread
2. not full



3. used to make foods sweet
4. place to keep dishes
5. nearly
6. person who sells things



Read to find out what happens when Emma and Sarah go to the store.

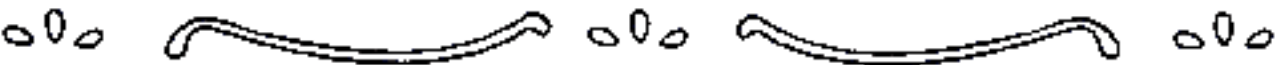
Story Questions:

1. Why does Sarah tell Emma to stop eating the berries?
2. Why does Mrs. Romans send Sarah and Emma to the store?
3. Why does mother tell Sarah to take her sister with her?
4. Why can't Merchant Smith sell sugar to the girls?
5. What will happen if the girls don't find sugar?

Chapter 1, Pages 5 - 13 (cont.)

Writing Activity:

Imagine you are Sarah. Write in your diary to tell about today's activities.



Dear Diary,

Mother sent Emma and me to the store because _____

First, we went to _____

Then, we went to _____

I think that Emma and I will _____

Your Friend,

Sarah