

Novel·Ties



A Study Guide

Written By Duncan Searl

Edited by Joyce Friedland and Rikki Kessler

LEARNING LINKS

P.O. Box 326 • Cranbury • New Jersey 08512

TABLE OF CONTENTS

Synopsis	1 - 2
Pre-Reading Activities	3 - 4
Meet the Pain, Meet the Great One, Fifty-Fifty . . .	5 - 7
The Soggy Egg Roll	8 - 10
Chasing Lucas	11 - 13
Bruno's Ear	14 - 16
Two Flowers	17 - 18
The Breaf-Kast Café	19 - 21
Fluzzy Forever	22 - 23
Cloze Activity	24
Post-Reading Activities	25 - 26
Suggestions For Further Reading	27
Answer Key	28 - 29
Notes	30

Novel-Ties® are printed on recycled paper.

The purchase of this study guide entitles an individual teacher to reproduce pages for use in a classroom. Reproduction for use in an entire school or school system or for commercial use is prohibited. Beyond the classroom use by an individual teacher, reproduction, transmittal or retrieval of this work is prohibited without written permission from the publisher.

For the Teacher

This reproducible study guide to use in conjunction with the book *Cool Zone with the Pain and the Great One* consists of lessons for guided reading. Written in chapter-by-chapter format, the guide contains a synopsis, pre-reading activities, vocabulary and comprehension exercises, as well as extension activities to be used as follow-up to the novel.

In a homogeneous classroom, whole class instruction with one title is appropriate. In a heterogeneous classroom, reading groups should be formed: each group works on a different novel at its own reading level. Depending upon the length of time devoted to reading in the classroom, each novel, with its guide and accompanying lessons, may be completed in three to six weeks.

Begin using NOVEL-TIES for reading development by distributing the book and a folder to each child. Distribute duplicated pages of the study guide for students to place in their folders. After examining the cover and glancing through the book, students can participate in several pre-reading activities. Vocabulary questions should be considered prior to reading a chapter; all other work should be done after the chapter has been read. Comprehension questions can be answered orally or in writing. The classroom teacher should determine the amount of work to be assigned, always keeping in mind that readers must be nurtured and that the ultimate goal is encouraging students' love of reading.

The benefits of using NOVEL-TIES are numerous. Students read good literature in the original, rather than in abridged or edited form. The good reading habits, formed by practice in focusing on interpretive comprehension and literary techniques, will be transferred to the books students read independently. Passive readers become active, avid readers.

PRE-READING ACTIVITIES

1. Look at the cover of this book. Look at the illustrations inside the book. Talk with a friend about what you see. Does the title tell you what the story might be about? Do you think this book tells about events that could really happen? Or, is it make-believe? Have you read any other books written by Judy Blume?
2. *Cool Zone with the Pain and the Great One* is one of a series of books about Abigail Porter and her younger brother Jake. If you have read another book about this sister-and-brother team, tell about it. Which character do you like more— “the Great One” or “the Pain”?
3. Jake calls his sister Abigail “the Great One.” Abigail calls her brother “the Pain.” With a friend, tell about any special nicknames you have for friends and relatives. When is it all right to use nicknames? When might nicknames hurt someone’s feelings?
4. **Pair/Share:** Can you think of a time when you:
 - were annoyed by a brother or sister?
 - lost a loose tooth and put it under your pillow?
 - were bothered by a bully?
 - brought something to class to share and tell about?
 - thought you might like to change your name?
 - said you didn’t like someone even though you did?Tell a partner about one or two of these experiences.
5. Do you have a brother or a sister? List three things that are “great” about this person.

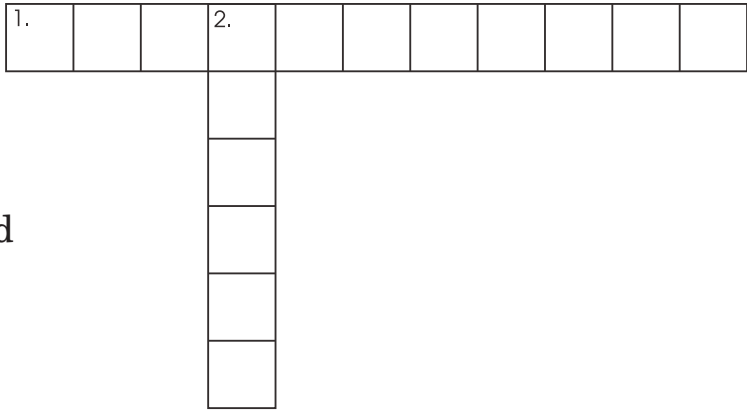
Now list three things about this person that are a “pain.”

MEET THE PAIN, MEET THE GREAT ONE, FIFTY-FIFTY

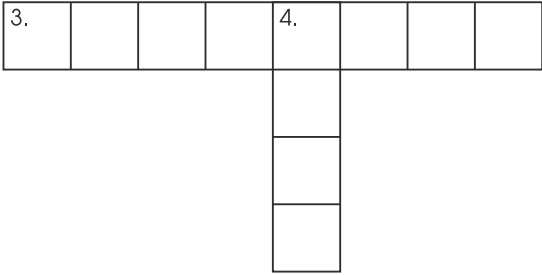
Vocabulary: Use the words in the Word Box and the clues below to fill in the puzzles.

<i>WORD BOX</i>		
disappointed	loot	responsible
envelope	pillow	vision


1. expected to do something or take care of something
2. something to rest your head on when sleeping



3. folded paper cover in which a letter is sent
4. money (*slang*)



5. act or power of seeing
6. feeling you have when you did not get what you wanted or expected



Read to find out whether the Pain and the Great One can fool the tooth fairy.